

# Altius Minerals Corp. (ALS-T, \$25.25)

Wednesday, November 14, 2007

David Beasley (416-507-2710, dbeasley@haywood.com)

Rating: **SECTOR OUTPERFORM**  
 Revised Target Price: **(+\$4.00) \$41.00**  
 Return: **62.4%**  
 YTD Performance: **141%**  
 Risk Profile: **SPECULATIVE**

**α** We believe the recent weakness in ALS shares was due to a lack of understanding of the Company in the broader market. We continue to see significant upside based on the high probability of success of the NL Refining Corp. project.

## A Bigger Piece of the Refinery Pie: Reiterating Buy Opportunity

**Event:** We are updating our coverage and valuation of Altius Minerals following closing of the Company's recent financing.

**Impact - Positive:** Proceeds of the financing will be used to fund a larger equity stake in NLRC. Our analysis suggests this is accretive by \$4 per share.

- **Target Price** – We are moving our target price up to \$41 from \$37 to reflect Altius' increasing stake in NLRC.

### Highlights:

- **Increased stake in NLRC means less dilution later, target increased by \$4**  
 With Altius expected equity funding of NLRC, the Company will be able to take its stake in the refining subsidiary up to 51% from 37%. Though we expect future private equity rounds to dilute this somewhat, we see a net increase in value per ALS share of \$4, driving our target price increase to \$41.
- **Valuation is conservative, upside exists at L.R. WTI above \$50 per barrel**  
 We emphasize that our base case is conservative, with our spread assumptions in line with long run \$50 WTI crude. For each dollar per barrel in the heavy/sour differential and/or product spreads, our valuation would increase by approximately \$5 per ALS share.
- **Continue to Favour High Complexity Refining Theme**  
 Global tightness in refinery capacity is expected to continue, and high complexity refiners are expected to benefit most. Global valuations are proving the market's interest in the theme as key NLRC developments unfold.

**Valuation:** Our sum-of-parts valuation estimates a marketable asset value of over \$10 per share. We calculate an NPV valuation for Altius' post-dilution equity stake in NLRC of over \$26 per share and a conservative estimate of its refinery margin royalty of \$10 per share. The result provides us with a tax-adjusted forecasted NAV for Altius shares of \$41.

**Catalysts:** 1) Acceptance of comprehensive study report by Transport Canada and Fisheries and Oceans Canada 2) Commercial agreements on feedstock supply and product off take; 3) Favourable terms on EPC Contract.

**Investment Brief:** We believe Altius shares provide an excellent opportunity to participate in Newfoundland and Labrador resource opportunities with a management team who has a proven record of creating shareholder value.

Forecast Risk **Moderate**  
 Financial Risk **Low**  
 Valuation Risk **High**  
 Political Risk **Moderate**  
 52-Week High / Low **30.40/7.64**  
 Shares O/S **31.2 (basic pro forma)**  
**32.4 (F/D)**  
 Market Capitalization **\$787M**  
 Daily Volume **190,110**

April Year-end ('000)	2005	2006	2007	2008E
Cash	\$39,125	\$35,332	\$114,284	\$126,035
Working Capital	\$38,509	\$33,903	\$98,324	\$110,075
Debt	\$0	\$0	\$36,557	\$36,557
Shareholders Equity	\$22,737	\$60,177	\$113,842	\$115,700

### Company Profile -

[www.altiusminerals.com](http://www.altiusminerals.com)

Altius is an early stage resource-project equity sponsor focused primarily on resource opportunities in Newfoundland and Labrador.

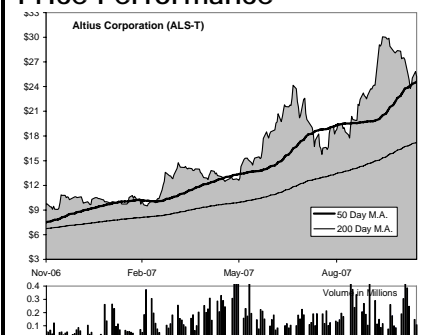
Company CEO - Brian F. Dalton

### Revisions, Date of Record

Rating - Sector Outperform since initiating coverage March 12, 2007.

Target - Increased from \$37 to \$41, November 14, 2007.

### Price Performance



Source: Bloomberg



## Investment Thesis

We view Altius as a venture capital sponsor with an exceptional management team that consistently creates value for shareholders. Led by Brian Dalton, this team has delivered a 5-year compound annual growth rate (CAGR) of over 80% in the share price since 2002, and a 140% return this year alone. We see Newfoundland and Labrador continuing to grow as an important resource-rich economy, and suggest Altius Minerals as an ideal vehicle through which to participate in this theme.

## Funding an Increased Stake in NLRC Now Means Less Dilution Later

After closing the recent equity financing, Altius is now in position to increase its investment in Newfoundland and Labrador Refining Corporation (NLRC). The Company has been authorized to subscribe for additional treasury shares of the subsidiary, potentially taking its interest up to 51% from 37% currently at a cost of \$100 million.

We estimate this is a highly accretive investment as the private equity cost of the investment translates into a value for NLRC in the order of \$450 million. Our analysis of the project as a future public entity calculates the potential value of the equity of NLRC near \$6B.

The investment is earmarked to fund the project over the next several months. Given the Company's funding requirements, we assume the injection of capital will be employed within the first half of the year, likely accompanied by another private round during 2008 as well as debt. However, as NLRC developments unfold over the coming months we expect to see future rounds at considerably higher valuations. For example, key developments such as expected commercial agreements and engineering, procurement and construction contracts, would strengthen the projects timelines and should increase interest in participation in the project. If we project 2008 funding to return an IRR to equity sponsors of 50%, then the valuation possible for NLRC at that stage of funding would provide adequate funding to meet explicit requirements while allowing Altius to maintain a 47.2% stake.

**Table 1: ALS Pro Forma Ownership of NLRC After Third Party Private Equity Funding**

NLRC Share Structure and ALS Ownership	
Current Total Outstanding	16,660,827
Altius' Current Ownership	6,138,769
% of outstanding	36.8%
Treasury Issue to ALS	4,812,762
Pro Forma Total after ALS Issue	21,473,589
ALS Pro Forma Ownership after Issue	10,951,531
% of ownership	51.0%
Estimated 3rd Party Private Equity	1,726,667
Pro Forma Total Shares after P.E.	23,200,256
Altius Pro Forma Ownership Pre-IPO	47.2%

Source: Company filings and Haywood Securities

Though this is a rather simplified case as we would expect multiple rounds of equity financing and debt layered in over time, we believe it provides a reasonable starting point. We know Altius management emphasizes minimizing dilution and that carries over to their stake in NLRC.





In our base case NPV at a 15% discount rate, we estimate that the pre-IPO position of 47.2% would be diluted to an interest in the public entity of around 13.6% and worth over \$26 per ALS share

**Table 2: Estimated Value of NLRC per ALS Share**

Pre-dilution Stake in Private NLRC	47.2%
NPV to Founding Partners	
after financing participants NPV 15%	1,735.5 USD(M)
Altius stake at CAD/USD = 1.00	819.2 CAD(M)
<b>Per ALS Share</b>	<b>26.25</b>
<b>Estimated post-dilution stake in public NLRC</b>	<b>13.6%</b>

Source: Haywood Securities

Therefore, after accounting for dilution in the value of existing financial assets, **we estimate an increase in ALS shares of approximately \$4, resulting in an increase in our target price to \$41 from \$37.**

**Table 3: Altius Sum of Parts Value**

Asset	Value per ALS Share	
		Including NLRC
NLRC (Oil Refinery Project) Current 37% Equity Interest	\$26.25	
NLRC Royalty	\$10.35	
Net Cash (Estimated after tax obligations)	\$5.49	
Voisey's Bay 0.3% Net Smelter Royalty		
Valued at 15.0x 2007E CF	\$1.79	
2.5 million share Equity Forward on AXU-T	\$1.42	
Equity Holdings		
Aurora Interest net of equity forward	\$1.35	
Rambler Metals and Mining Interest (RAB-V)	\$0.43	
Paragon Interest (PRG-V)	\$0.10	
Alba Mineral Resources PLC Interest (ALBA-LN)	\$0.00	
Anticipated further investment in NLRC	\$(3.20)	
<b>Total Value of Holdings</b>	<b>\$43.97</b>	
<b>Adjust for potential tax consequences</b>	<b>\$41.15</b>	

Source: Company filings and Haywood Securities

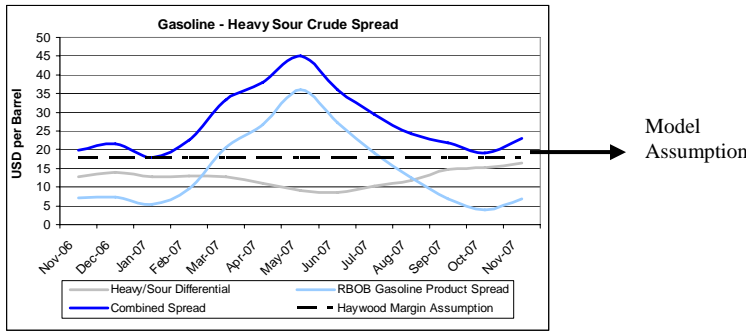
### Valuation Conservative, Considerable Upside Remains

We maintain a conservative approach to our valuation of NLRC, including an assumption for combined heavy/sour and refined product spread that matches the floor of the recent seasonal low as illustrated in the chart below.





**Figure 1: Margin Assumptions at Low End of Recent Spreads**



Source: Valero Energy (Platts and OPIS data) and Haywood Securities

Note that this \$18 combined spread generally corresponds to WTI of \$50 per barrel on average. As we examine a sensitivity of these margins on valuation, we see considerable leverage to \$1 upside potential in the value of ALS shares.

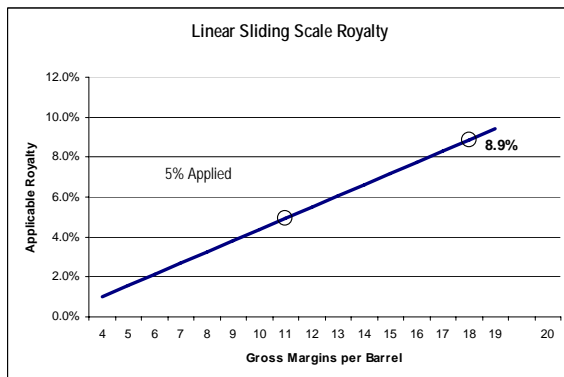
**Table 4: ALS Valuation Sensitivity to \$1 Change in Margin Assumption**

	Combined Spread per Barrel						
	\$16	\$17	\$18	\$19	\$20	\$21	\$22
Refinery Valuation per ALS share	<b>\$16.53</b>	<b>\$21.39</b>	<b>\$26.25</b>	<b>\$31.11</b>	<b>\$35.97</b>	<b>\$40.83</b>	<b>\$45.69</b>
5% Royalty	\$9.20	\$9.77	\$10.35	\$10.92	\$11.50	\$12.07	\$12.65
Total Holdings Value per ALS Shr	\$33.10	\$38.53	\$43.97	\$49.40	\$54.84	\$60.27	\$65.71
Adjusted Value of ALS shares	<b>\$31.26</b>	<b>\$36.20</b>	<b>\$41.15</b>	<b>\$46.10</b>	<b>\$51.05</b>	<b>\$56.00</b>	<b>\$60.95</b>
ALS post-dilution stake	10.2%	12.0%	13.5%	14.9%	16.0%	17.0%	17.8%
	← Downside		Base Case Target Price	Upside →			

Source: Haywood Securities

Furthermore, we have continued to discount the refining royalty, pegging it at 5% versus its more likely 8.9% based on \$18 spreads and a linear sliding scale. If private equity and debt sponsors participate over the coming quarters without compromise to the royalty, we would adjust our discount in order to include the full base case value near \$18 versus \$10 on a risk-adjusted basis.

**Figure 2: Refining Margin Royalty on a Linear Scale**



Source: Haywood Securities





### **Global Refining Theme Continues to Look Attractive**

Recent comments by industry leaders, continued tightness in refining capacity, and the climbing valuation of an emerging high complexity global refinery project comparable to NLRC emboldens our favourable view of the refining theme.

On Valero Energy's recently reported third quarter, the Company commented that the outlook for the supply-demand balance in refining remains tight and that sour and heavy feedstock (used in NLRC's configuration) are showing more favourable discounts than in recent history. Furthermore, management has indicated that the market for refinery sales continues to be strong despite relatively low margins and high asset values.

As an explicit indicator of the global market's appetite for refinery valuations we present Reliance Petroleum on the Bombay stock exchange. This is a pure play refinery project of 580,000 barrels per day of capacity approximately twelve months away from production. The current share price of RPET-IN values the refinery at the equivalent of US\$25 billion, or about \$40,000 per barrel of capacity. This compares with US refineries trading at \$12,000 to \$20,000 per barrel of capacity, so it may be considered an outlier. However, for the level of complexity, the type of feedstock, and the value of product it is expected to produce, this refinery is very similar to that of the NLRC project than any of the existing US refinery configurations.

Within this context, we remind investors that NLRC is the first high complexity refinery to be built in North America since 1976, with access to both the US market, which is undersupplied by domestic producers by four million barrels a day, and the North Atlantic ocean which provides opportunities to participate in arbitrage on crude feedstock.

The recent funding of an increased stake in NLRC by Altius should minimize its dilution in the project as private and public funding takes place over time. As a result, we reiterate our recommendation of Altius as an extremely attractive play on the high complexity refinery theme.





## Valuation

We estimate the value of Altius' cash, marketable securities, and producing assets at approximately \$10 per share. After adjusting for the \$100 million dollar expected investment in NLRC, we add the value of the Company's stake in the NLRC refinery project including the royalty on refining margins. This brings us to our target price of \$41 per share.

**Table 5: Summary of ALS Holdings**

<i>Current Asset Values</i>				
<i>Holding</i>	<i>Description</i>	<i>Notes</i>	<i>Valuation Method</i>	<i>Value per Share</i>
<i>Cash</i>				
Estimate for tax-adjusted cash and short-term investments less LTD	Including cash raised on equity financing, October 2007	Adjusted for estimated capital gains taxes		\$5.49
<i>Royalties</i>				
10% stake in Labrador Nickel Royalty Limited Partnership (LNRLP)	0.3% Net Smelter Return Royalty on the Voiseys Bay Nickel Company (CVRD Inco) project. Applicable to the entire region.	Assumptions for cash flow estimate based on Haywood price assumptions for nickel and copper of \$19 and \$2.75 in 2007 and \$7 and \$1.50 long term.	15.0x CY2008E CF. Compare to Haywood valuation multiple of 15x 2007E for IRC and Royal Gold's trading multiple of 24x	\$1.79
2% Gross Sales Royalty on Aurora CMB Uranium project and 2% base metals	Attached to Aurora Energy - below		Pre-feasibility/pre-permitting project with little visibility; value not assigned	N/A
<i>Public Market Securities</i>				
Aurora Energy (AXU-T)	Central Mineral Belt uranium project in Labrador.	Original stake sold into the market on several occasions throughout 2006. We expect divesting to be ongoing.	<i>Market value of current holdings (-2.75M shares) plus 2.5 million shares sold forward</i>	\$2.77
Rambler Metals and Mining (RAB-V) 12M shares	Consisting of a historic copper-gold project in Newfoundland.	Listed on TSX Venture Exchange February 7th, 2007.	Market Value	\$0.43
Paragon Minerals Corporation (PGR-V) 17.4% equity interest	Paragon is a junior gold and base metals exploration company with several projects in Newfoundland.		Market Value	\$0.10
Alba Mineral Resources PLC (ALBA-AIM) 1.9% equity interest	Alba is a base-metals exploration company in Europe		Market Value	\$0.00
<i>TOTAL per ALS share</i>				<b>\$10.57</b>
<i>Incremental Value of Refinery Asset</i>				
<i>Private Equity Interests</i>				
37% Equity interest in Newfoundland and Labrador Refining Corporation (NLRC)	Currently in advanced engineering and permitting stage.	Financial Partners with European venture capitalists. Operating group has global experience with world class projects.	Net Present Value post dilution stake at return to equity finance participants of 15% IRR and 66% financial leverage.	\$26.25
62% stake in a 1 - 10% Sliding scale royalty on gross refining margins of \$4 - \$20 per barrel	Attached to NLRC	With the potential for a high degree of debt financing we believe the royalty could remain in tact	Present value of royalty stream of 5% beginning in 2001 discounted at estimated WACC of 8.3%	\$10.35
Intended increased investment in NLRC		Partially sourced from funds raised on financing, ALS treasury for balance	4,812,762 shares @ \$20.78	\$(3.20)
<i>TOTAL per ALS share</i>				<b>\$43.97</b>
<i>Adjusted for Potential Tax Consequences</i>				<b>\$41.15</b>

Source: Company Filings and Haywood Securities





## Distribution

This report is not for distribution to non-institutional US clients.

## Analyst Certification

I, David Beasley, hereby certify that the views expressed in this report (which includes the rating assigned to the issuer's shares as well as the analytical substance and tone of the report) accurately reflect my/our personal views about the subject securities and the issuer. No part of my/our compensation was, is, or will be directly or indirectly related to the specific recommendations.

## Important Disclosures

This report is prepared by Haywood Securities Inc. for use by Haywood Securities Inc., Haywood Securities (USA) Inc. and Haywood Securities (UK) Limited and their clients. Haywood Securities Inc. is a Canadian broker-dealer and a member of the Toronto Stock Exchange and the Canadian Venture Exchange. Haywood Securities (USA) Inc. is a wholly owned subsidiary of Haywood Securities Inc., registered with the U.S. Securities and Exchange Commission, and is a member of the National Association of Securities Dealers (NASD) and the Securities Investor Protection Corporation (SIPC).

Haywood Securities, Inc., and Haywood Securities (USA) Inc. do have officers in common however, none of those common officers affect or control the ratings given a specific issuer or which issuer will be the subject of Research coverage. In addition, the firm does maintain and enforce written policies and procedures reasonably designed to prevent influence on the activities of affiliated analysts.

Haywood analysts are salaried employees who may receive a performance bonus that may be derived, in part, from corporate finance income.

### Of the companies included in the report the following Important Disclosures apply:

- The Analyst(s) preparing this report (or a member of the Analysts' households) have a financial interest in Altius Minerals Corporation (ALS-T).
- As of the end of the month immediately preceding this publication either Haywood Securities, Inc., its officers or directors beneficially owned 1% or more of Altius Minerals Corporation (ALS-T).
- Haywood Securities, Inc. or an Affiliate has managed or co-managed a public offering of securities for Altius Minerals Corporation (ALS-T) in the last 12 months.
- Haywood Securities, Inc. has reviewed lead projects of Altius Minerals Corporation (ALS-T) and a portion of the expenses for this travel have been reimbursed by the issuer.

Other material conflict of interest of the research analyst of which the research analyst or member knows or has reason to know at the time of publication or at the time of public appearance:

- n/a

## Rating Structure

**SECTOR OUTPERFORM** – Haywood's top rating category. The analyst believes that the security will outperform its sector. Furthermore, the shares are forecast to provide attractive returns measured against alternative investments when considering risk profiles. The rating carries a minimum total return threshold of 15% for equities and 12% for trusts. The rating applies to companies that have tangible underlying assets that give a measure of support to the market valuation. The rating category considers both the absolute and relative values in assigning the highest rating on the security.

**SECTOR PERFORM** – The analyst believes that the security will trade with tight correlation to its underlying sector. Furthermore, the target price (together with any anticipated distributions) is at or above the market price, and forecast risk-adjusted returns are attractive relative to alternative investments.

**SECTOR UNDERPERFORM** – Investors are advised to sell the security or hold alternative securities within the sector. Stocks in this category are expected to underperform relative to their sector. The category also represents stocks with unattractive forecast returns relative to alternative investments.





**TENDER** – The analyst is recommending that investors tender to a specific offering for the company’s stock.

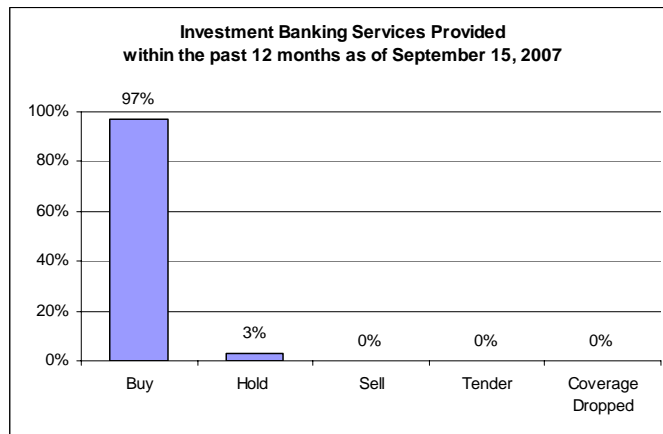
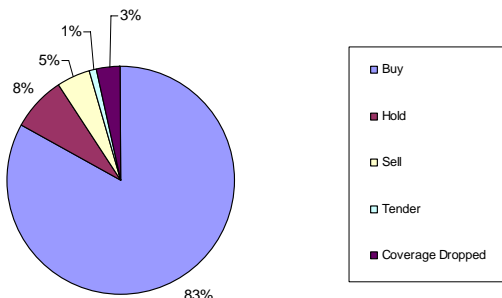
**RESEARCH COMMENT** – An analyst comment about an issuer event that does not include a rating.

**COVERAGE DROPPED** – Haywood Securities will no longer cover the issuer. Haywood will provide notice to clients whenever coverage of an issuer is discontinued. The termination of coverage will not occur unless clients have been provided with advice relating to positions they may still hold, such as a recommendation to sell their securities.

The above ratings are determined by the analyst at the time of publication. On occasion, total returns may fall outside of the ranges due to market price movements and/or short term volatility. At the discretion of Haywood’s Management, these deviations may be permitted after careful consideration

Haywood's focus is to search for undervalued companies which analysts believe may achieve attractive risk-adjusted returns. This research coverage on potentially undervalued companies may result in an outweighed percentage of companies rated as Sector Outperform. Management regularly reviews rating and targets in all sectors to ensure fairness and accuracy.

Rating Distribution June 15, 2007 - September 15, 2007



For further information on Haywood Securities’ research dissemination policies, please visit:

[http://www.haywood.com/research\\_dissemination.asp](http://www.haywood.com/research_dissemination.asp)

### Risk Profile Parameters

**SPECULATIVE:** – Investment for risk accounts only. Companies within this category carry greater financial and/or execution risk. All junior/venture companies that carry great financial and/or liquidity risk will be tagged “SPECULATIVE”. A stock indicating a SPECULATIVE risk is determined from sector specific criteria outlined below listed below.

### Risk Profile Parameters – Oil and Gas Sector

**Forecast Risk: High** – Haywood forecasts are below guidance. The Company has a history of missing targets and/or Haywood expects guidance to be lowered. Limited hedging increases commodity risk beyond peers. To raise expectations requires higher commodity prices or production that is ahead of guidance. **Moderate** – Haywood forecasts are generally in line with guidance. The Company has a history of meeting or exceeding guidance. Forecasts are consistent with current commodity pricing and production guidance. Hedging practices are in line with peers. **Low** – Haywood forecasts exceed guidance. The Company has a history of meeting or exceeding guidance. Forecasts allow for modestly lower commodity pricing or production levels. Commodity hedging lowers volatility relative to peers.

**Financial Risk: High** – The capital expenditure program in the current year or the next year of the forecast is not fully funded but requires additional debt and/or equity financing. This categorization does not necessarily predict whether the additional funds will be raised. **Moderate** – The capital expenditure program in the current year or the next year is fully funded with cash flow and limited debt. **Low** – The capital expenditure program in the current year or the next year is fully funded with cash flow and no new debt.





**Political Risk:** *High* – Properties are located in an area with limited petroleum industry activity or infrastructure. An environment unfriendly to the industry makes obtaining permits to drill or produce hydrocarbons challenging. Significant government or local opposition exists. *Moderate* – Properties are located in an area with minimal petroleum industry activity or infrastructure. An environment friendly to the industry makes obtaining permits relatively straightforward. All levels of government are considered indifferent to hydrocarbon activity. *Low* – Properties are located in an area with established petroleum exploration and development activity. Oil and gas Production Sharing Agreements or Exploration Permits are in hand. Government at all levels supports the sector.

**Valuation Risk:** *High* – The current valuation is at the high end of historic levels and/or at a premium to peers. The valuation reflects continued production growth and/or continuing strong commodity prices or further appreciation. Where applicable, the market capitalization exceeds the NAV by more than 30%. *Moderate* – The current valuation is within historic ranges and generally consistent with peers. The valuation reflects reasonable production growth and/or commodity price appreciation. Where applicable, the market capitalization exceeds the NAV by 15% to 30%. *Low* – The current valuation is at the low end of historic ranges and/or at a discount to peer valuations. The valuation reflects limited production growth and/or no commodity price appreciation. Where applicable, the market capitalization exceeds the NAV by less than 15% or falls below the capitalization.

### **Risk Profile Parameters – Mining and Minerals Sector**

---

**Forecast Risk:** *High* – Haywood forecasts are below guidance. The Company has a history of missing targets and/or Haywood expects guidance to be lowered. Limited hedging increases commodity leverage. Forecasts reflect higher commodity prices or production relative to guidance. *Moderate* – Haywood forecasts are generally in line with guidance. The Company has a history of meeting or exceeding guidance. Forecasts are consistent with current commodity pricing and production guidance. Hedging is in line with peers. *Low* – Haywood forecasts exceed guidance. The Company has a history of meeting or exceeding guidance. Forecasts allow for modestly lower commodity pricing or production levels. Commodity hedging lowers volatility relative to peers.

**Financial Risk:** *High* – The business plan is not fully funded, but requires debt and/or equity financing. The exploration program is funded for two years or less. This categorization does not predict whether the additional funds will be raised. *Moderate* – The development plan is fully funded, with the exploration program funded for three years or more. The Company's debt is rated below investment grade. *Low* – The Company is fully funded. Its debt is rated investment grade and/or the Company has a history of profitability or dividend payments in each of the last three years.

**Valuation Risk:** *High* – The current valuation is at the high end of historic levels and/or at a premium to peers. The valuation reflects considerable exploration success and/or commodity appreciation. Where applicable, the current capitalization exceeds the DCF evaluation by more than 50%. *Moderate* – The current valuation is within historic ranges and generally consistent with peers. The valuation reflects reasonable exploration success and/or commodity appreciation. Where applicable, the current capitalization exceeds the DCF valuation by 15% to 50%. *Low* – The current valuation is at the low end of historic ranges and at a discount to peer valuations. The valuation reflects limited new exploration success and no commodity appreciation. Where applicable, the current capitalization exceeds the DCF valuation by less than 15% or falls below the current market value.

**Political Risk:** *High* – Currently no industry activity or infrastructure exists. Government opposition is significant. Obtaining permits is challenging. *Moderate* – Industry activity or infrastructure is minimal. Government at national, regional, and local levels is indifferent. Obtaining permits is relatively straightforward. *Low* – Industry activity and infrastructure exist. Government is supportive. Obtaining permits is facilitated.

### **Risk Profile Parameters – Technology/Special Situations**

---

**Forecast Risk:** *High* – Haywood forecasts are below guidance. The Company has a history of missing targets and/or Haywood expects guidance to be lowered. Sales are minimally visible. *Moderate* – Haywood forecasts are generally in line with guidance and sales are moderately visible. The Company has a history of meeting or exceeding guidance. *Low* – Haywood forecasts exceed guidance. The Company has a history of meeting or exceeding guidance and its sales are highly visible.





**Financial Risk:** *High* – The business plan is not fully funded but requires debt and/or equity financing. This categorization does not necessarily predict whether the additional funds will be raised. Inventory turnover is low, cash flow is weak, and assets are below par. *Moderate* – The business plan is fully funded. Inventory turnover and cash flow are moderate, and assets are reasonably liquid. The Company's debt is rated below investment grade. *Low* – The Company is fully funded with investment grade debt, high inventory turnover, high cash flow, and superior assets.

**Valuation Risk:** *High* – The current valuation is at the high end of historic levels and/or at a premium to peers. Where applicable, the DCF valuation is not more than 10% above the current equity valuation. *Moderate* – The current valuation is within historic ranges and generally consistent with peers. Where applicable, the DCF valuation exceeds the current capitalization by more than 10%. *Low* – The current valuation is at the low end of historic ranges and at a discount to peer valuations. Where applicable, the DCF valuation exceeds the current capitalization by more than 20%.

## Disclaimers

Estimates and projections contained herein, whether or not our own, are based on assumptions that we believe to be reasonable. The information presented, while obtained from sources we believe reliable, is checked but not guaranteed against errors or omissions.

Haywood Securities Inc., its subsidiaries and their respective officers, directors, and employees may hold positions in the securities mentioned and may purchase and/or sell them from time to time.

Haywood Securities, or certain of its affiliated companies, may from time to time receive a portion of commissions or other fees derived from the trading or financings conducted by other affiliated companies in the covered security.

This report is neither a solicitation for the purchase of securities nor an offer of securities. Our ratings are intended only for clients of Haywood Securities Inc. Haywood Securities (USA) Inc., and those of Haywood Securities (UK) Limited and such clients are cautioned to consult the respective firm prior to purchasing or selling any security recommended or views contained in this report. Haywood Securities (UK) Limited ("HSUK") is a wholly owned subsidiary of Haywood Securities Inc. authorized and regulated in the UK by the Financial Services Authority as a stock broker and investment adviser and is a member of the London Stock Exchange.

This report has been approved by HSUK for the purposes of section 21 of the UK's Financial Services and Markets Act 2000. If you wish to contact HSUK please email D. Kim Gorius at kgorius@haywood.com.

If you are a UK resident private customer your attention is drawn to the risk warnings set out below:

Haywood Securities Inc or its subsidiaries or respective officers, directors or employees have or may have a material interest in the securities to which this report relates.

Past performance should not be seen as an indication of future performance. The investments to which this report relates can fluctuate in value and accordingly you are not certain to make a profit on any investment: you could make a loss.

Changes in the rates of exchange between currencies may cause the value of your investment to fluctuate.

If you are a UK resident private customer and you propose to do business with Haywood Securities Inc, please take note of the following:

Any investment services undertaken on your behalf by Haywood Securities Inc are not covered by the rules and regulations made for the protection of private investors in the UK. This means that you will not have the benefit of rights designed to protect investors under the Financial Services and Markets Act 2000 and under the rules of the Financial Services Authority ("FSA"). In particular, you will not benefit from the following UK protections:

- (a) the right to claim through the UK's Financial Services Compensation Scheme for losses resulting in the unlikely event of our default;
- (b) in the event of a dispute, access to the UK's Financial Ombudsman Service;
- (c) protection of money held on your behalf under the FSA's Client Money Rules.

